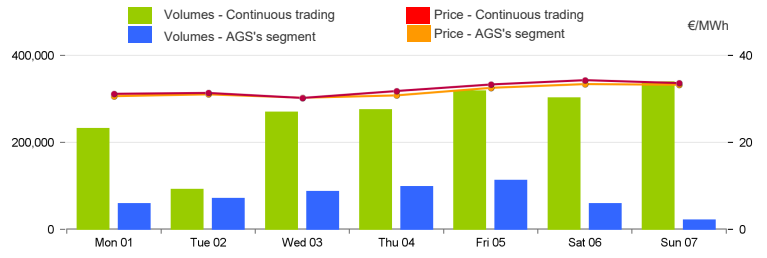


Spot Gas Market (MP-GAS)

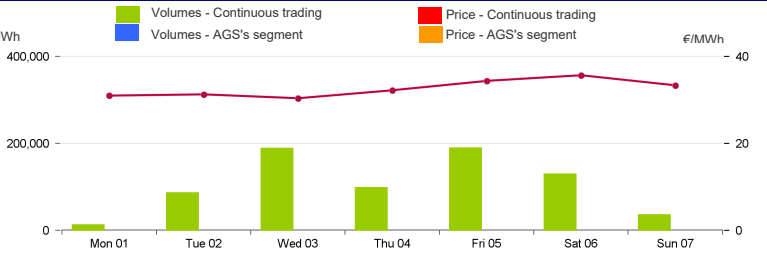
Day-Ahead Gas Market (MGP-GAS)

	Price. €/MWh				Volumes. MWh			
	Average	Var	Min	Max	Total	Var	Daily Products	WE Product
Continuous trading	32.07	-0.9%	29.01	35.55	1,825,128	+54.5%	1,257,672	567,456
	Price. €/MWh				Volumes. MWh			
	Average	Var	Min	Max	Total	Var	Purchases SRG	Sales SRG
AGS's segment	31.71	-0.4%	30.26	33.41	507,072	-13.4%		507,072



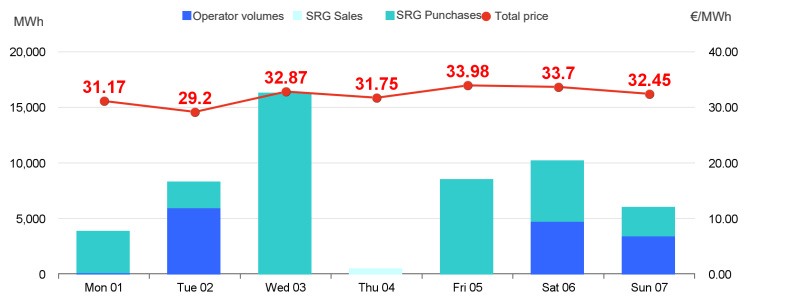
Intra-Day Gas Market (MI-GAS)

	Price. €/MWh				Volumes. MWh			
	Average	Var	Min	Max	Total	Var	Purchases SRG	Sales SRG
Continuous trading	32.61	-2.5%	28.90	37.00	739,392	-2.2%		
	Price. €/MWh				Volumes. MWh			
	Average	Var	Min	Max	Total	Var	Purchases SRG	Sales SRG
AGS's segment	-	-	-	-	-	-		



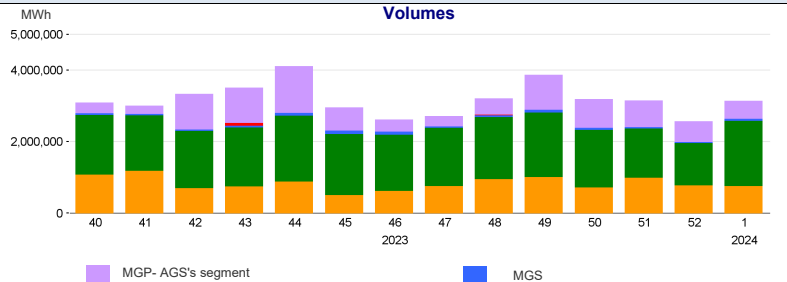
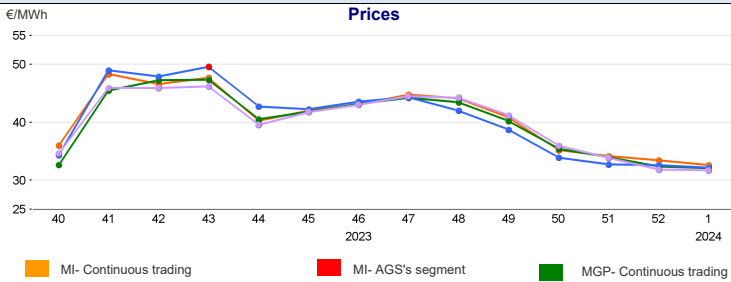
Market for the trading of gas stored (MGS-GAS)

Week	Storage	1	52
Price. (1) €/MWh	Stogit	32.16	32.60
	Edison Stoccaggio	-	-
	Total	32.16	32.60
Volumes. MWh	Stogit	53,564	29,563
	Edison Stoccaggio	-	-
	Total	53,564	29,563
SRG Activity. MWh	Purchases	39,148	14,686
	Balancing (2)	39,148	14,686
	Other purposes (3)	-	-
	Sales	488	188
	Balancing (2)	488	188
Other purposes (3)	-	-	



1) The Total price is calculated as a weighted average price for the total volumes exchanged in each storage system.
2) To securely manage any expected deviations between overall network injections and withdrawals pursuant to Art. 2.5 of Annex A, AEEGSI's Resolution 312/2016/R/gas
3) Stored gas trades by Snam Rete Gas (SRG) not included in "Balancing"

Weekly evolution



Forward Gas Market (MT-GAS)

Products	Market				OTC		Total		Open interest*			
	Minimum Price	Maximum Price	Check Price*	Trades	Volumes	Registrations	Volumes	Volumes	change %	MWh/d	MWh	
	€/MWh	€/MWh	€/MWh	change %	N.	MWh/d	N.	MWh/d	MWh/d	change %	MWh/d	MWh
M-2024-02	-	-	34.85	0.0%	-	-	-	-	-	-	-	-
M-2024-03	-	-	34.26	0.0%	-	-	-	-	-	-	-	-
Q-2024-02	-	-	34.52	0.0%	-	-	-	-	-	-	-	-
Q-2024-03	-	-	34.67	0.0%	-	-	-	-	-	-	-	-
Q-2024-04	-	-	39.95	0.0%	-	-	-	-	-	-	-	-
SS-2024	-	-	34.64	0.0%	-	-	-	-	-	-	-	-
WS-2024/2025	-	-	39.99	0.0%	-	-	-	-	-	-	-	-
BoM-2024-01	-	-	32.86	0.4%	-	-	-	-	-	-	-	-
Q-2025-01	-	-	41.91	0.0%	-	-	-	-	-	-	-	-
M-2024-04	-	-	34.78	0.0%	-	-	-	-	-	-	-	-
CY-2025	-	-	36.92	0.0%	-	-	-	-	-	-	-	-
Total											0	0

*Referred to the last session of the week